


**30th ANNUAL
WISCONSIN STATE 4-H
GYMKHANA**



**State Fair Park, West Allis, WI
September 9 & 10, 2017**

**SHOW TIME 7:00 AM Saturday
SHOW TIME 7:00 AM Sunday**

An EEO/AA employer, University of Wisconsin Extension provides equal opportunities in employment and programming, including Title IX and ADA requirements. Please make requests for reasonable accommodations to ensure equal access to the event before the registration deadline.

Index

Mission.....	1
Release Statement	1
Discipline/Protest Procedure	1
Eligibility	1
General Participation Rules	2
Entry Requirements	3
Tack and Attire	3
General Gymkhana Rules.....	4
Timing	5
Show Sponsorship.....	5
Accommodations	5
Show Management.....	5

Gymkhana Class Rules

Cloverleaf Barrels	6
Flag Racing	6
Plug Race	7
Pole Bending.....	7
LT Special.....	8
Key Race	8
Class Schedule and Class List.....	9

**30th ANNUAL WISCONSIN STATE
4-H HORSE GYMKHANA
September 9 & 10, 2017**

MISSION

Statement of the Wisconsin 4-H Horse Association, Inc.:

To provide lifetime skills and learning experiences for the 4-H horse and horseless horse project members, their families and their leaders.

RELEASE STATEMENT

1. By participating, entrants agree to the official rules and decisions of the judges and/or show committee, which will be final in all respects.
2. According to WI Statue 895.525: A participant in a recreational activity ... accepts the risk inherent in the recreational activity of which the ordinary prudent person is or should be aware.
3. Any questions arising that are not covered in the rules will be decided by the judges and/or show committee.

DISCIPLINE/PROTEST PROCEDURE

1. If you observe a rule being broken please make the exhibitor and/or spectator aware of the rules and report any further problems/incidents to a director or show official. If you feel further action is necessary, come to the office and complete a written grievance form. The protest or charge must be signed by the person(s) observing the incident and contain a clear and definite statement of the violation. The chairman of the grievance committee will begin any necessary action as soon as possible. If a hearing is necessary, those attending the hearing are limited to the members of the grievance committee, person(s) filing the complaint, those involved in the incident, family members, and any appropriate witnesses.
2. Depending on the complaint, the grievance committee will take appropriate action, up to and including expulsion from the show.
3. The decision of the grievance committee is final.
4. If grievance action is taken, a follow-up letter will be sent to the County Extension Agent and a copy to the parents or guardians of the exhibitor.

ELIGIBILITY

1. Rider must be a 4-H horse/pony project member for the current year, between the grades of 6 - 13.
2. Horse/pony must be the member's 4-H horse/pony project animal for the current year.
3. The eligibility of rider and horse/pony is confirmed by the four (4) signatures on the entry forms.
4. If the horse you entered becomes injured or lame (verified by vet excuse) you may replace with another horse/pony that is your project animal for the current year. Send or bring to show: vet excuse, new Coggins, and letter from county project leader or UWEX agent verifying that replacement horse/pony is your 4-H project animal.

GENERAL PARTICIPATION RULES

1. Only one (1) horses/pony is permitted per exhibitor.
2. Only one (1) rider is permitted per horse/pony per class. Only members of the immediate family are permitted to show the same project animal. Each family member may show any combination of classes provided the horse is only shown once in a specific class.
3. Only the eligible 4-H member can ride or work with their horse/pony on show grounds. This will be grounds for dismissal from the show and there will be no refunds of entry or stall fees.
4. No stallions may be shown or permitted on show grounds.
5. All dogs must be leashed and kept in the camping area.
6. No alcoholic beverages, smoking, or illegal drugs are allowed on show grounds.
7. The animal must be in a good state of health and not show evidence of any contagious or infectious disease. Animals found to be infected with contagious or infectious disease may be ordered to be removed from the show grounds.
8. A grand, reserve and eight (8) top ten ribbons may be awarded in each class. Disqualified entries are NOT eligible for awards. Exhibitors must walk in on foot (with or without horse) to receive their award.
9. Any non-therapeutic substance used as a stimulant, depressant, tranquilizer or sedative for the purpose of altering a horse or pony's show ring performance is prohibited. Failure to comply will result in disqualification.
10. A horse stall is required for all exhibitors. Tack stalls will be available for purchase on a limited basis.
11. Shavings will be sold on grounds.
12. All trailers will be parked free in the North lot. Horses MAY NOT be tied to trailers or other areas on the show grounds.
13. No mopeds, three or four wheeled ATV vehicles except for official use.
14. No radios, refrigerators, space heaters or any type of cooking appliances allowed in barns.
15. No roller blades allowed. Bikes and skateboards are restricted to areas where there are no horses.
16. No smoking in buildings. Please help us comply with State Fair Park regulations.
17. For safety purposes a halter and lead must be left on all occupied horse stalls.
18. Daily parking fee charged by State Fair Park.

**ANY ACT OF DISCOURTESY TO JUDGE OR SHOW OFFICIALS BY
AN EXHIBITOR OR ANY OTHER ATTENDANT WILL BE GROUNDS
FOR DISQUALIFICATION AND FORFEITURE OF FEES.**

ENTRY REQUIREMENTS

1. Entries must be postmarked no later than August 15th. Late entries will be rejected and returned.
2. Entries will be sent by Extension Agent to Executive Secretary. (Address is on entry form.) All four signatures are required, otherwise entries will be returned.
3. Entry fees are \$10.00 per class.
4. Make checks payable to WI State 4-H Horse Assoc. Inc.
5. Participation requires pre-entry of all classes. **NO ENTRY CHANGES MADE AT SHOW.**
6. Payment must accompany entry forms.
7. Entry forms that are illegible will forfeit their entry and stall fees.
8. Horses/ponies may be brought onto the show grounds anytime after 5:00 p.m. Friday. Coliseum will be open for riding until 10:00 pm Friday.
9. Lights will be turned off in the barns at 11:00 pm (or ½ hour after show if classes run past 10:30 pm).
10. All exhibitors must bring their own feed and equipment. (Shavings will be sold at show) You are responsible for the care of your equipment and animal at all times. You are expected to keep you stalls and trailer area clean.
11. Request for refunds will not be considered unless notification is received **PRIOR TO** Gymkhana and documents (veterinarian or physician excuse) are postmarked within one week of the show. Stall fees are not refunded.
12. Copy of a negative Coggins Test taken within current year for each horse/pony must accompany entry. **ORIGINAL COGGINS MUST BE BROUGHT TO THE SHOW.**

TACK AND ATTIRE

1. Riders who refuse to follow tack and attire requirements may have their placing withheld at the judge's discretion.
2. SEI approved safety helmets (with safety harness securely fastened), boots with cut out heel. Exhibitor number must be worn and visible at all times when exhibitor is on the show grounds.
3. You are representing your club and county at a State event and are expected to be neatly attired based on State rules. Recommended dress code consists of pants, jeans or breeches with no holes or tears. Long sleeve shirt with collar must cover rider's wrist during run and come to rider's neckline (no V-neck or low scoop shirts). Shirts with tails **MUST** have the shirt tail tucked in when starting your run. (Clothing **OVER** show attire may consist of sweat shirt, vest, sweater or jacket.) Belts are optional.
4. A saddle which fits the rider is required. Any headgear which controls the horse may be used. (Horse or pony may **NOT** be exhibited in a halter.)

5. Chaps, bats, over and unders crops and strapped on spurs are optional. Clip on or slip on spurs are not allowed.
6. Other protective gear is strongly recommended (i.e. shin guards, safety vest).
7. Any person leading/handling a horse must wear proper footwear. NO open toed footwear allowed.
8. You are representing your county at a State 4-H event. Cleanliness and proper grooming of your horse/pony are expected.
9. Horse must be appropriately tacked (saddle, bridle) and rider must be appropriately attired (boots, helmet and back # visible on rider's back) when riding horse on show grounds.
NO RIDING DOUBLE.

GENERAL GYMKHANA RULES

1. Safety is of utmost importance.
2. All classes will be run with a closed gate (may not run OUT OF arena).
3. Horses MAY NOT run outside of designated show or practice areas. Failure to comply may result in disqualification and/or removal from show.
4. No reruns are permitted for equipment failure.
5. In the event of a tie, the contestant declared the winner in the run off must rerun the pattern within two (2) seconds of his original time or the runoff must be held again.
6. Any rider that the show committee or judge considers to be exhibiting unduly severe or unsafe practices, or using equipment in a severe or unsafe manner, may be disqualified.
7. Any exhibitor displaying unsportsmanlike conduct (including improper language) may be disqualified.
8. Times for tractor drags will be pre-set by Show Management and entered in the announcement book prior to the start of the class. Drags will be determined based on the number of riders in the class.
9. A judge(s) designated by the show committee will be at the arena and observing while the gymkhana event is being run. One of these will be designated as the official judge and will have the final say in interpretation of the gymkhana rules.
10. Each contestant will be called three (3) times by name/number (in the hole, on deck, up). Contestants must cross the timer within 1 minute after final call.
11. No handlers, to help contestant, are permitted in the arena unless there is an emergency situation.
12. The barrels should be 55 gallon plastic drums. If metal, they should have padded tops.

TIMING

1. These are timed events and the goal is to complete the course in the fastest time.
2. In gymkhana classes, the class starts when the horse/pony crosses the timer line, and stops when the horse/pony crosses the timer line on their return.
3. An electric timer will be used and is official, unless the timer defects.
4. A rerun will be given in gymkhana classes for timer failure providing a qualified pattern is run. Only one rerun is given (unless timer fails). The reruns will take place at the end of the class. If the contestant disqualifies during the rerun, no additional runs are given.
5. If the electric timer cannot be repaired and a class has been partially timed by the electric timer, the class will be rerun and all contestants timed by three (3) stop watches. The official time being the middle time (i.e. if times of 18.0, 18.5 and 18.7 seconds were read, the 18.5 time will be official. If two or three times are identical, then they will be official.) The three people running the stop watches will be designated by the show committee.
6. Pylons of some sort will be used to indicate starting and finishing lines.
7. The suggested minimum distance from timing line to entrance end of arena shall be 30' for safety in stopping.

SHOW SPONSORSHIP

Since entry fees do not begin to cover expenses of this State Gymkhana, each county is expected to provide at least one \$50.00 sponsorship (trophy or ribbons) per 10 exhibitors. If less than 10, one sponsorship is still expected. If 11 to 20 exhibitors, two sponsorships and so on.(NOTE: Small counties with a TOTAL of LESS Than five(5) exhibitors at ALL THREE state shows will be required to submit one-half sponsorship PER SHOW.) Forms can be obtained from the Extension Agent or the Executive Secretary.

ACCOMMODATIONS

Camping: See State Fair Park RV Form

Dorms: See State Fair Park Dorm Form

SHOW MANAGEMENT

Chairperson: Autumn Quinn 608-290-3387

Executive Secretary: Linda Pribek 920-388-0588

SHOW PHOTOGRAPHER

Ruehle Photographix

www.ruehlephotographix.com

ruehle.becky@gmail.com

262-470-3633

GYMKHANA CLASS RULES

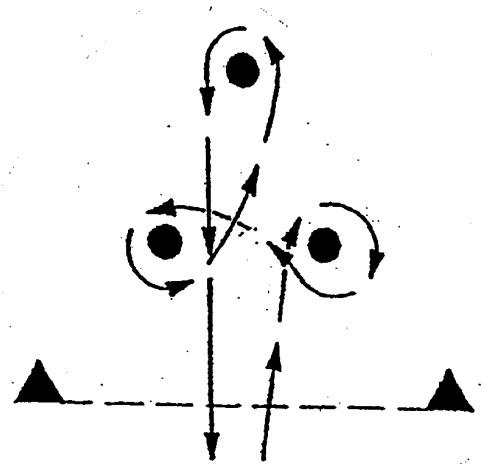
1. Cloverleaf Barrels

The equipment shall consist of three (3) barrels placed in a triangle pattern. The pattern shall be set to best fit the arena. A suggested pattern may be as follows: The right and left barrels form the base of the triangle, which will be parallel to the starting line and a maximum of 75' from each other. The third barrel will be down the arena and will be a maximum of 150' from the starting line. It will be equidistant from the right and left barrels.

No barrel may be closer than 15' from any fence. The pattern can be run either right or left. Contestant may touch a barrel in an attempt to prevent it from falling over. Any changes made in the pattern once a class has started will cancel all times run and call for the rerunning to the entire class.

Disqualifications: Exhibitor will be excused with no further work on course.

Knock down of barrel, broken pattern, running off course or separation of rider and horse/pony during the timing period will disqualify contestant.

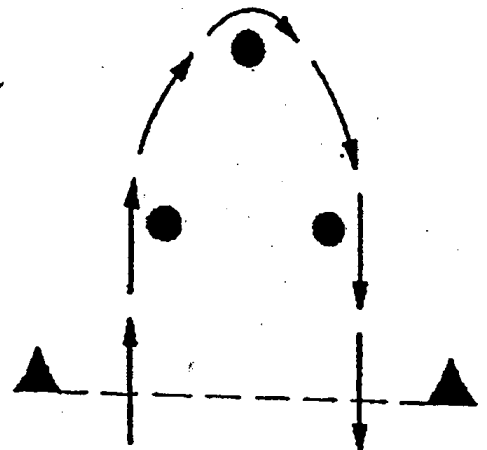


2. Flag Race

The three (3) barrels are placed in a triangle pattern, as in cloverleaf barrels. The pattern will be set to fit the arena, with no barrel closer than 15' from any fence. Flag is to be picked up at first barrel, contestant to proceed around the second barrel and deposit flag in container on third barrel and then cross finish line. Containers for the flags shall be at least the size of a five-gallon bucket (plastic or rubber). Material in container (to about 1" from top) should be suitable material to allow flag to be easily removed and stuck, i.e., soybeans, corn, wheat, loose sand, pellets. Flag sticks should be 18" in length with about 1/2" round dowel and blunt ends. The container must be set on the outer edge of the barrel and the flag in the outer edge of the container. The same flags will be used by all contestants in a class. If a flag breaks during the run, the rider will be given a rerun. Rider may run the course to the right or left.

Disqualifications: Exhibitor will be excused with no further work on course.

The rider will be disqualified for dropping the flag. Flag not staying in the "stuck position" in the material inside the container on the third barrel, not going around the second barrel, knocking over any flag container, knocking over any barrel, using the flag for a bat, running off course or separation of rider and horse/pony during the timing period.

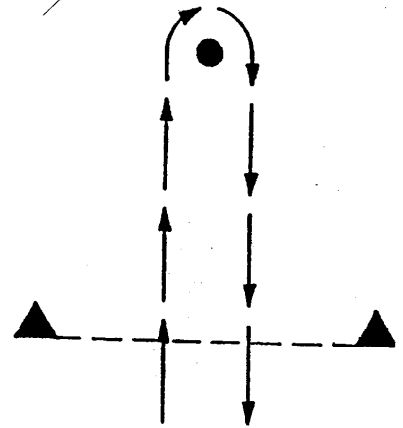


3. Plug Race

Pattern will be set to fit arena, with one barrel used to run at. Barrel may not be closer than 15' from any fence. Rider may run left or right. Horse/pony must go around barrel. Rider may touch barrel in an attempt to prevent it from falling over. Barrel must stay in same place for entire class, or entire class must be rerun, including original no times.

Disqualifications: Exhibitor will be excused with no further work on course.

Contestant is disqualified for knocking barrel over, breaking pattern or separation of rider and horse/pony during the timing period.



4. Pole Bending

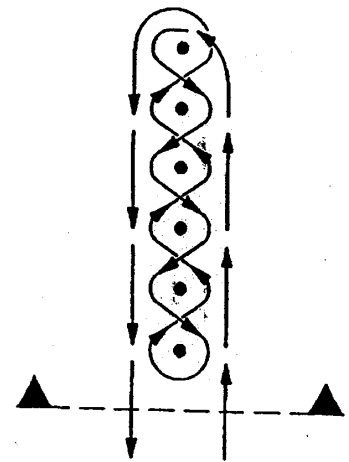
The six (6) poles, which are 6' tall, shall be 21' apart and 21' from the timing line to the first pole. The end pole must also be at least 21' from the arena fence. The pattern may be run left or right. Rider may touch pole to keep it from going down. The decision to determine if a pole goes down because of wind remains with the people designated as the judges by the show committee.

Penalty:

There is a five (5) second penalty for each pole knocked down.

Disqualifications: Exhibitor will be excused with no further work on course.

Contestant is disqualified for a broken pattern, running off course or separation of rider and horse/pony during the timing period.



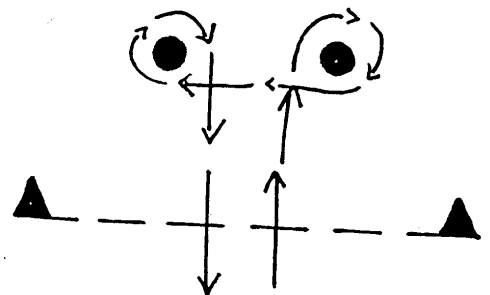
5. LT Special

The two (2) barrels are placed in a straight line, horizontal with the timing line. The pattern will be set to fit the arena, with no barrel closer than 15' from any fence.

The pattern can be run either left or right. Contestant may touch a barrel to prevent it from falling over. Any changes made in the pattern once a class has started will cancel all times run and call for the rerunning of the entire

Disqualifications: Exhibitor will be excused with no further work on course.

Contestant is disqualified for knock down of barrel, broken pattern, running off course, or separation of rider and horse/pony during the timing period.

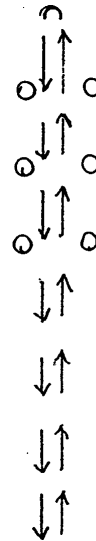


6. Key Race

Pattern is set a maximum of 100 feet from the timing line.
The pattern will consist of 6 poles set 6 feet wide and 6 feet apart. 3 poles on each side set 6 feet apart. The rider will ride through the poles, turn around, and ride back through the poles, and across the timing line.

Disqualifications: Exhibitor will be excused with no further work on course.

Knock down of any poles, broken pattern, running off course or separation of rider and horse/pony during the timing period will disqualify contestant.



SATURDAY CLASS SCHEDULE

1. Pole Bending	Grade 9
2. Pole Bending	Grade 10
3. Pole Bending	Grades 11
4. Pole Bending	Grades 12-13
5. Cloverleaf Barrels	Grade 9
6. Cloverleaf Barrels	Grade 10
7. Cloverleaf Barrels	Grades 11
8. Cloverleaf Barrels	Grades 12-13
9. Flag Race	Grade 9
10. Flag Race	Grade 10
11. Flag Race	Grades 11
12. Flag Race	Grades 12-13
13. Plug Race	Grade 9
14. Plug Race	Grade 10
15. Plug Race	Grade 11
16. Plug Race	Grades 12-13
17. LT Special	Grade 9
18. LT Special	Grade 10
19. LT Special	Grade 11
20. LT Special	Grades 12-13
21. Key Race	Grade 9
22. Key Race	Grade 10
23. Key Race	Grade 11
24. Key Race	Grades 12-13

SUNDAY CLASS SCHEDULE

25. Pole Bending	Grade 6
26. Pole Bending	Grade 7
27. Pole Bending	Grade 8
28. Cloverleaf Barrels	Grade 6
29. Cloverleaf Barrels	Grade 7
30. Cloverleaf Barrels	Grade 8
31. Flag Race	Grade 6
32. Flag Race	Grade 7
33. Flag Race	Grade 8
34. Plug Race	Grade 6
35. Plug Race	Grade 7
36. Plug Race	Grade 8
37. LT Special	Grade 6
38. LT Special	Grade 7
39. LT Special	Grade 8
40. Key Race	Grade 6
41. Key Race	Grade 7
42. Key Race	Grade 8